



ODFW 2025 Ocean Salmon Regulations

Exhibit E

April 18, 2025

Christine Mallette, Section Manager
Ocean Salmon Technical Resources



**Oregon Department
of Fish and Wildlife**





Annual PFMC Process for Salmon Fisheries Management



Objectives

- Robust public process
- Conservation and sustainability of all salmon stocks
- Remain within all federal ESA standards

Timelines

- March
 - Develop and adopt three season alternatives
 - Public hearings in WA, OR, and CA
- April
 - Develop and adopt final set of tribal, commercial, and recreational seasons
 - Recommend final seasons to NMFS for adoption into federal regulation (effective May 16)
 - Commission adopts state water regulations

North of Cape Falcon

Columbia R. Area

Leadbetter Pt.

Ilwaco, WA

Astoria
Cape Falcon

Garibaldi

Pacific City

Depoe Bay

Newport

South of Cape Falcon

Central Oregon Coast

Florence

Winchester Bay

Charleston
Bandon

Port Orford

Humbug Mt.

Gold Beach

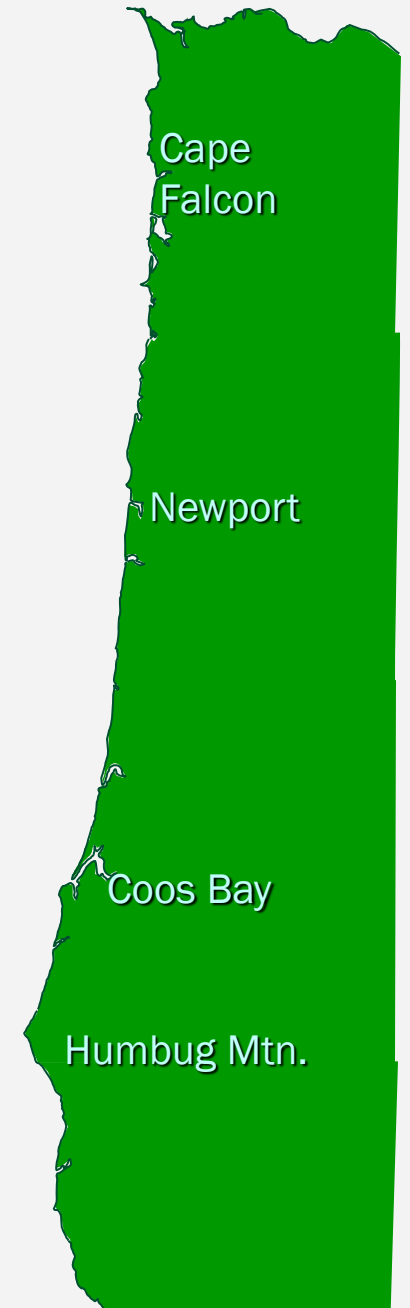
KMZ

Brookings

Most Constraining Stocks	2025 Criteria	2025 Projected Actual
Lower Columbia River Natural Tule (ESA) total exploitation rate	≤ 41%	41%
Klamath River Fall maximum exploitation rate	≤ 10%	10%
Sacramento River Fall spawner escapement	≥ 122,000	147,733
Lower Columbia River Natural coho (ESA) total exploitation rate	≤ 23%	21.5%
S. Oregon/N. California Natural (ESA) exploitation rates		
- Trinity River, CA	≤ 16%	15.2%
- Klamath River, CA	≤ 15%	7.5%
- Rogue River, OR	≤ 15%	6.5%
- Other	≤ 15%	1.6%

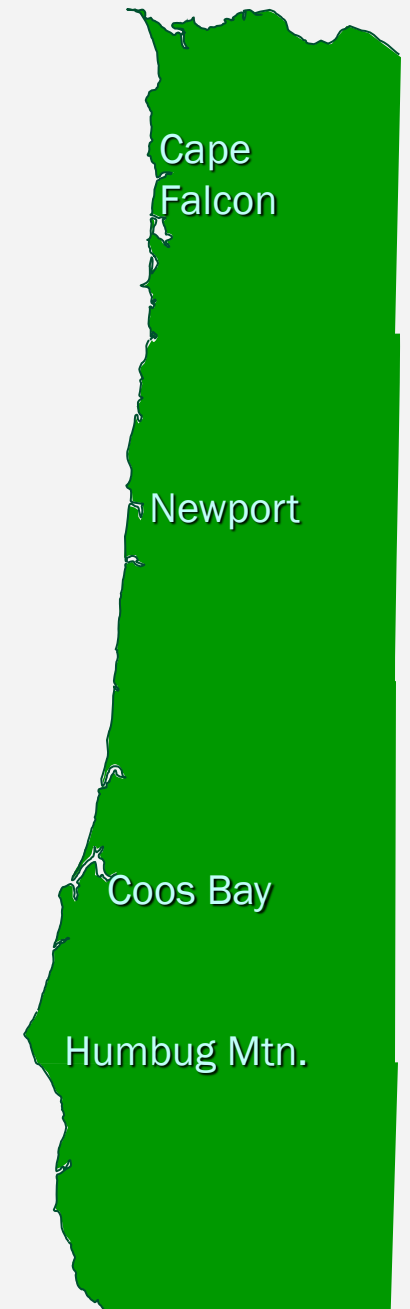
2025 Ocean Commercial Season

Cape Falcon to Humbug Mountain	
Apr 10-May 31	All salmon except coho
Sep 1-30	All salmon; NMS quota of 7,500 coho
Oct 1-31	All salmon except coho
Cape Falcon to Heceta Bank Line	
Jun 9-30; Jul 16-31	All salmon except coho
Humbug Mountain to OR/CA Border (OR KMZ)	
April 15-30	All salmon except coho



2025 Ocean Recreational Season

Cape Falcon to Humbug Mountain	
Mar 15-Jun 6	All salmon except coho; 2 salmon/day
Jun 7-Jul 15	All salmon except unmarked coho; Quota of 44,000 marked coho* 2 salmon/day; no more than 1 Chinook
Jul 16-Aug 24	All salmon except Chinook Continue mark-selective coho fishery
Sep 1-30	All salmon Quota of 30,000 non-mark selective coho 2 salmon/day; no more than 1 Chinook
Oct 1-31	Inside of 40-fathom management line only; All salmon except coho; 1 Chinook/day

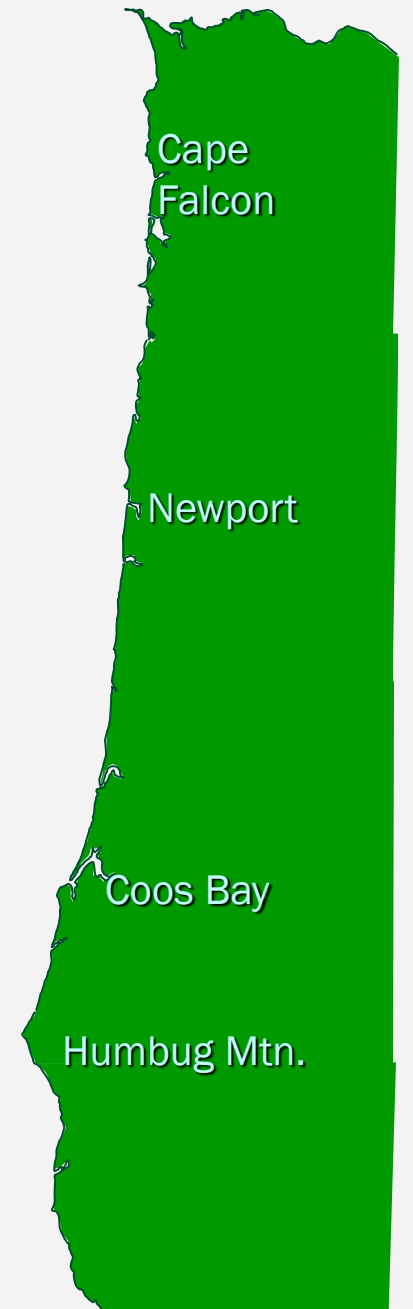


*Shared quota for Cape Falcon to OR/CA border

2025 Ocean Recreational Season

Humbug Mountain to OR/CA Border	
May 16-Jun 6	All salmon except coho
Jun 7-29	All salmon except Chinook; Quota of 44,000 marked coho*
Jun 30-Jul 15	All salmon except wild (unmarked) coho; 2 salmon/day; no more than 1 Chinook
Jul 16-Aug 24	Hatchery mark-selective coho only Quota of 44,000 marked coho*

*Shared quota for Cape Falcon to OR/CA border



Staff Recommendation

Adopt the 2025 federal regulations, as developed by the Pacific Fisheries Management Council during their April meeting, for ocean recreational and commercial salmon fisheries in State waters as proposed by staff and as reflected in the draft OARs shown in Attachment 3.



Questions?



Draft Motion

I move to amend OAR 635 Divisions 003 and 013 as proposed by staff in Attachment 3.



Annual PFMC Process for Salmon Fisheries Management

Participants:

- States of WA, OR, CA, ID, and AK
- West Coast based Tribal entities
- Federal agencies (NMFS, USFWS, USCG and Dept. of State)
- Council staff, Legal Counsel (NOAA) and PSMFC

Technical Committees:

- Salmon Technical Team (STT)
- Scientific and Statistical Committee (SSC)
- Salmon Model Evaluation Work Group (MEW)
- Habitat Committee
- Ad-hoc (special interest) Committees

Advisory Bodies:

- Salmon Advisory Subpanel (SAS) Representation for fishery interests
- Northwest Indian Fisheries Commission, Columbia River Inter-Tribal Fish Commission, individual Tribes
- Enforcement Consultants (e.g., Oregon State Police)

Thank you!



**Oregon Department
of Fish and Wildlife**

